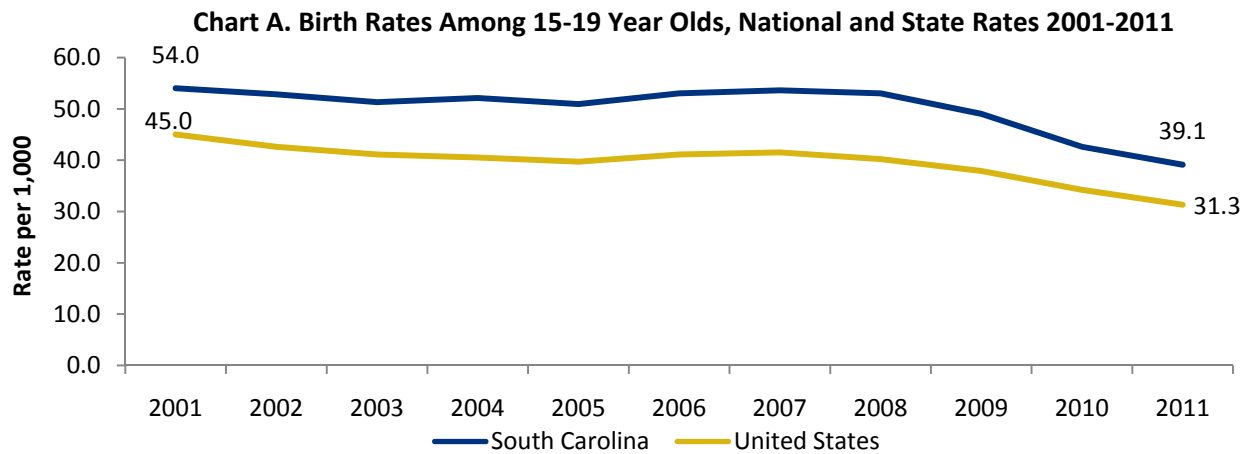


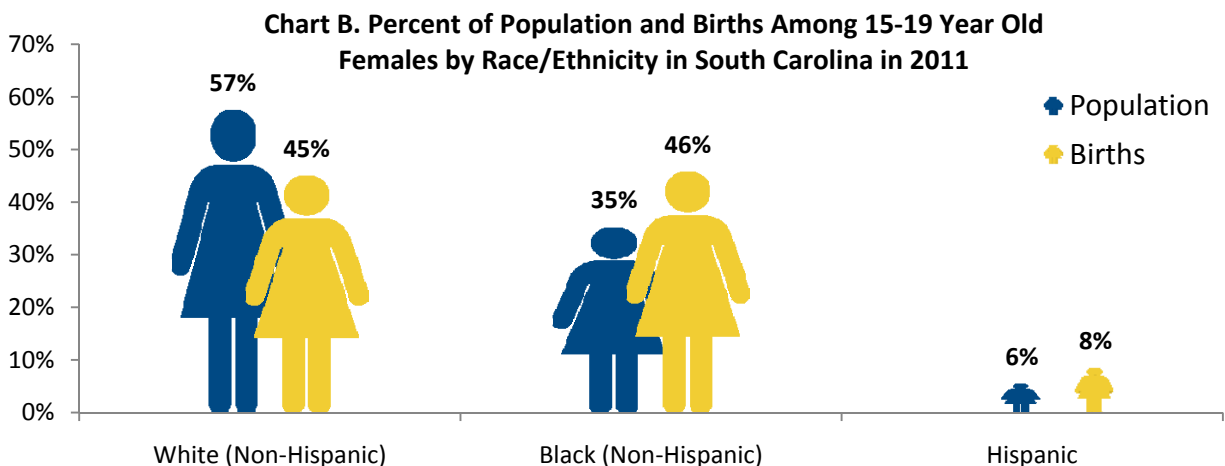


## 2001-2011: South Carolina 15-19 Year Old Birth Trends

In the last decade, the teen birth rate in South Carolina decreased by 28% from 54.0 to 39.1 per 1,000, following the same downward trend as the national teen birth rate which declined by 30% during the same period. Teen birth rates in South Carolina are the lowest they have ever been since 1980, the earliest year data are available. Progress continued from 2010 to 2011; South Carolina saw an 8% decrease in the teen birth rate. While these gains have been encouraging, South Carolina has consistently had a higher teen birth rate than the nation as a whole (31.3). Currently, South Carolina has the 11<sup>th</sup> highest teen birth rate in the United States.



**Chart B** (below) shows the percentage of births and the percentage of the population by race/ethnicity for 15–19 year old females in South Carolina. Minority groups are disproportionately affected by teen births. Black (Non-Hispanic) female teens make up 35% of the population, but account for 46% of the births. Hispanic female teens make up 6% of the population as a whole, but account for 8% of the births.

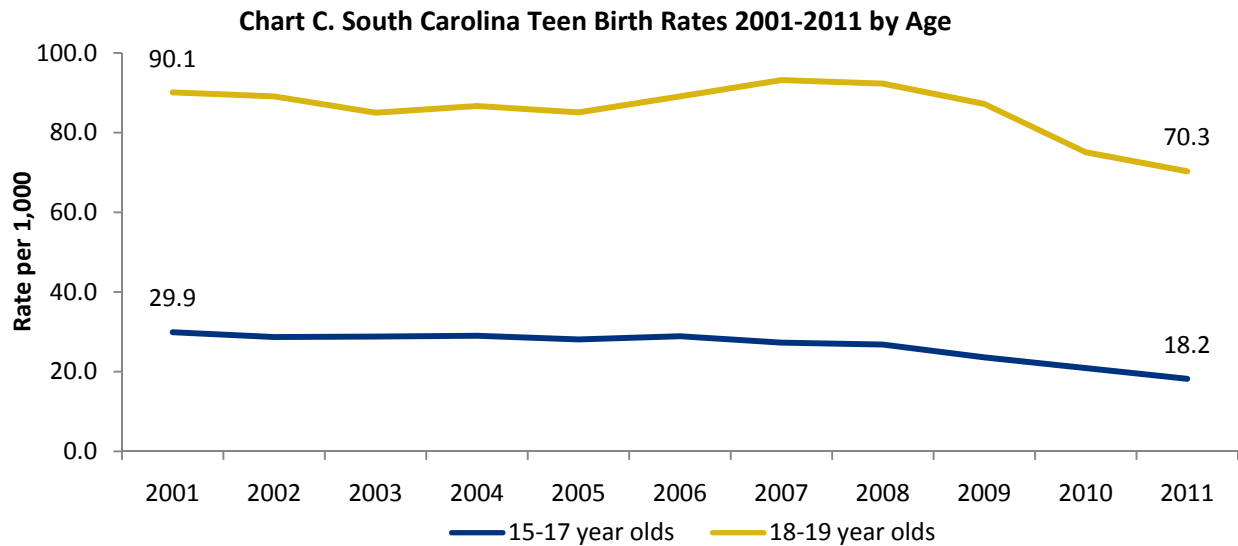


\*Totals may not sum to 100% due to a small number of females of other races whose data are not included.



### South Carolina Birth Rate Trends by Age and Race

Almost three out of four teen births (72%) are to 18-19 year olds; older teens have a much higher birth rate (70.3) compared to younger teens (18.2). **Chart C** (below) shows the substantial progress made by both age groups in South Carolina. From 2001-2011, birth rates for 18-19 year olds dropped by 22% and birth rates among 15-17 year olds declined by 39%. Progress continued from 2010 to 2011; the birth rate for 18-19 year olds decreased by 6% and the birth rate for 15-17 year olds decreased by 13%.



In 2011, there were 6,024 births among girls aged 15-19 in South Carolina. About 4% of all South Carolina 15-19 year old females gave birth in 2011. **Chart D** (below) shows the total number of births and the birth rates in South Carolina for all teens and among racial groups.

	2001		2011		Change in Rate from 2001 to 2011
	Number	Rate per 1,000	Number	Rate per 1,000	
All 15-19	7,898	54.0	6,024	39.1	decreased 28%
All 15-17	2,625	29.9	1,685	18.2	decreased 39%
All 18-19	5,273	90.1	4,339	70.3	decreased 22%
Black 15-19	3,876	70.5	2,777	50.3	decreased 29%
White 15-19	3,930	44.1	3,176	33.2	decreased 25%

NOTE: Total number of births and teen birth rates are available for other racial groups upon request.